

2 Series

Sub-compact Tractor and Compact Tractors



JOHN DEERE



Landscaping on the level.

The Mechanical Self-Leveling Loader Option. [See pages 5 and 7.](#)



THE ULTIMATE 2.

Get to know the ultimate 2, our 2 Series Tractors. These tractors are tough, small farm tractors, park path maintainers and sidewalk cleaners. Homes with large properties to take care of can find help here too. There are three models in the series. Choose from:

> THE 23.9 HP (17.8 KW) 2025R.

This sub-compact utility tractor is engineered to manage just about any task—from mowing and clearing brush to loader work and trench digging. What's more, the optional factory-installed, heated cab makes all-day snow clearing, all-day comfortable ([page 8](#)). Turn to [page 4](#) for more on the 2025R.

> THE 31.2 HP (23.3 KW) 2032R AND 36.7 HP (27.4 KW) 2038R.

Now, perhaps, you have a bit more of a project to chew on. The 2032R and 2038R provide greater speed and more capacity to handle larger implements than the 2025R. Plus, the weight of these models offers enhanced stability when compared to the 2025R to plow through a tough job. To really dig in, go to [page 6](#).



THE ULTIMATE DEALER NETWORK IS HERE TOO.

Got a question? Can't decide which tractor is right for you? Talk to your local John Deere dealer. Your dealer is as knowledgeable about landscaping and property care as he is about our 2 Series Tractors. Together, you two will find what you need.

Until then, page after page, check out the innovations and exceptional engineering that can help you tackle any task quickly and easily. Or visit us at JohnDeere.com/2Series or JohnDeere.ca/2Series. Talk to your local dealer today.



The 2025R

The ultimate mini brush taming,
trench digging, snow clearing machine.



This 23.9 HP (17.8 kW) Sub-Compact Utility Tractor is really the ultimate mini landscaper.

Here are the essentials:

- A. All the must-haves.** Four-wheel drive. Power steering. A reliable, powerful diesel engine. Cruise control. The works.
- B. The comfortable seat.** A deluxe suspension seat with foldable armrests.
- C. Tilt Steering Wheel.** Because we think comfort should come standard.
- D. The eThrottle.** Automatically adjusts engine speed as you press the pedals to provide the right power for the job. (Optional on the 2025R).



- E. The Twin Touch™ pedals.** Change direction easily. Left pedal, forward. Right pedal to reverse.



- F. The slanted hood design.** Great visibility. Opens easily with dual gas-charged lift and stays open without a prop rod.

- G. Optional rear-mounted light.** Excellent visibility on and around the backhoe platform.

- H. Fuel tank location.** At the back of the tractor, so you're not spilling on the hood.

- I. Built in storage and 12-Volt Outlet.** Keeps tools dry and electronics charged.

- J. The protective coating.** Exceptional paint adhesion and outstanding UV resistance helps prevent corrosion.

- K. Implement attachment memory.** Seven customizable tractor-to-implement setups for fast, simple attachability.



Sure, the 2025R is a sub-compact utility tractor. But when a tractor is packed with this much performance, no to-do list is too big.



Mini front loader options. Mega possibilities. First choose between Mechanical Self-Leveling (MSL) and Non-Self-Leveling (NSL) options. Add a bucket or pallet forks. The lift capacities are strong. The easy attach/detach option of the 120R is even stronger.



The 260B Backhoe Option. 8-ft., 8-in. (2.6 m) reach with a dig depth of 6ft, 2 in (1.9m). Optional Ripper, Trenching Bucket, Mechanical and Hydraulic Thumbs are available.



The optional, factory-installed, heated cab. Warm and sealed when cold. Open and breeze-friendly in the heat. (2025R only).



Optional Drive-Over Mower Deck and the Load-N-Go attachment. The cut is great. The attachability of the AutoConnect™ Drive-over Mower Deck is easy. Stowing is now simple too.

2032R and 2038R

The ultimate landscaper,
brush cutter, snow remover.



The 31.2-HP (23.3 kW) 2032R and 36.7 HP (27.4 kW) 2038R Compact Utility Tractor models are the ultimate 2 if you have bigger tasks to dig into. You'll get all the great engineering and intuitive features that are standard on the 2025R and more, including:

A. The wide stance. The 115.2-in (2.9 m) length, the 59-in (1.2 m) width, and the 2,879 lb (1,306 kg) weight offers enhanced stability to plow through tough jobs.

D. The LCD Display. Offers a view into many of your key machine functions to monitor tractor performance.

E. The eThrottle. Automatically adjusts engine speed as you press the pedals to provide the right power for the job.



B. The CommandCut™ Height of Cut dial. This electronic dial system makes setting mowing height down to the 1/2-in (1.27 cm) fast, easy, and repeatable.



C. 1200-hour hydraulic oil change interval. For top performance and lower operating costs.



F. Oil Access Port. On the side of the tractor. No need to raise the hood or break out your toolbox to check the oil.

G. The air filter restriction indicator. Alerts you to when to change the filter to reduce the chance of downtime.

H. Optional rear-mounted light. Excellent visibility on at the rear of the tractor.

I. The Quick-attach Bucket. (Not pictured) Switch out loader attachments in a snap. The heavy duty-bucket option has bucket loops you can use to attach straps to secure a load.

Really, the options are everything. To build a fleet. To clear snow from a park path or sweep clean a sidewalk. Trim brush from around your property or stack small square bales in the barn. Get the ultimate 31.2-HP (23.3 kW) 2032R or 37.2-HP (27.4 kW) 2038R landscaper today.



The 270B Backhoe. The nearly 10-ft (3.1 m) reach can dig 7 feet (2.1 m) deep, and has a load height of almost 4 feet (1.2 m). Comfortable high back chair. Easy attachability? Yes. Optional Ripper, Trenching Bucket, Mechanical and Hydraulic Thumbs are available.



The ultimate loader option machine. First choose between Mechanical Self-Leveling (MSL), the easy way to lift a load levelly, and Non-Self-Leveling (NSL) options. Add a bucket or pallet forks. The lift capacities are strong. The easy attach/detach option is even stronger. Available on 220R Loaders.



Optional Drive-Over Mower Deck. The cut is great. Drive-over mower deck, 7-Iron Commercial quality mower decks and rotary cutters are all options.

MAKE YOUR OWN ULTIMATE, TACKLE ANY TASK MACHINE

Start with implements. From backhoes and front loaders to wheel rakes and snow blowers, John Deere and Frontier commercial-grade implements do it all. The mid-mount mower decks and rotary cutters are pretty amazing too. Many, many, many implements are ready and waiting.

Add attachments. Whether it's enhanced productivity, stability, visibility, or hours in the field, these attachments will help you get the most out of your 2 Series Tractor.



The iMatch™ Quik-Hitch is a great start. Attach Category 1, 3-Pt Hitch implements to the back of your tractor easily with just a single connection point thanks to iMatch™. Then add a 3-Pt Hitch to the front to attach a broom, blade, snowblower or other frontmounted implement quickly and easily.



The AutoConnect™ Drive-over Mower Deck option is easy. Ready. Set. Mow. The available drive-over mid-mount deck option features an independent lift system, so you can attach and mow even with your loader and a rear implement installed. Not all Compact Utility Tractors can do that.

Front Loaders and Attachments

Everything from buckets to pallet forks to grapple attachments. Loader work is 2 Series territory.



120R Loader. Available on the 2025R and 1 Series Sub-Compact Tractors.



220R Loader. For 2032R and 2038R Compact Tractors.



4-in-1 Bucket

The perfect grapple, scraper or dozer. Get to work.

Quik-Park™ Loader System. Align tractor with parked loader and drive forward. Mounting latches will lock into place. Connect the four front hydraulic lines and go. On 120R and 220R Loaders

Single Point Hydraulic Connector Lever option. Instead of getting off the tractor and attaching the four hydraulic lines, just pull a lever. On 120R loaders.

The Non-Self-Leveling Loader comes standard on both 120R and 220R Loaders. The lift capacity on the 120R is 553lb (251 kg) and the 220R is 803 lb (365 kg). Takes practice to keep level.

The Mechanical Self-Leveling Loader Option. Starts level and stays level more easily than a non-self-leveler. The lift capacity is 726 lb (330 kg) on the 120R and 1377 lb (626 kg) on the 220R measured 19.7-in (500 mm) ahead of the pivot. On 120R and 220R loaders.

Other Important Tasks



Rear Mount

Grooming Mower

For a well-manicured lawn.



Front Blade

Clear snow and move dirt or gravel. Angle right or left to make the job easier. Snow pushes also available.



Standard-Duty Tiller

Heavy-duty tines dig in to prepare gardens and loosen even the most packed-down soil.




Rotary Cutter

Cut heavy grass and weeds, and brush up to 1 inch thick.



One-Row Cultivator

Control weeds more easily. Adjustable row widths make this tool valuable for both gardeners and small farmers.



Backhoe

Provides precise control and extra torque when backfilling, with superior visibility to the trench and powerful digging force.



Post Hole Digger & Augers

Bore holes from 6-in (15.2 cm) to 12-in (30.5 cm) in diameter.



Core Aerator

Keep grass roots healthy. Allows oxygen in the ground and opens the soil to accept fertilizer.

OPTIONS ARE EVERYTHING.



The optional, factory-installed, heated 2025R CAB is simply cabtivating. This 2 is perfect for salting park paths to prep for sleet and ice, moving materials out of the elements and into secured areas, or transporting loads of firewood. The cab is factory-installed for quality and comfort and features a sound damping system for quiet operation, is ROPS certified for safety and provides exterior mirrors so you don't have to worry about what's coming at you down the road from behind.

The glass doors not only offer full visibility, they are removable and the front and rear windows open nearly 90-degrees to cool things down in hot weather. Other options include a sun shade, stereo kit, rotary broom and window washer system. Add a snow blower/front loader/ rotary cutter/backhoe package and you have just about everything you need for your very own ultimate mini snow clearing, landscaping machine.

Turn To Do to Done




Overseeder

Seed a new lawn or overseed to re-establish and restore bare spots on your existing lawn.



Rear Box Blade (3 Point)

To level out soil, rip up dirt and backfill areas. 3 Point Rear Blade also available.



Disk (3 Point)

Prepare seed beds for planting. Dig in and break up compacted soil.



Land Plane

The perfect tool for leveling gravel and dirt to a fine finish.

Weights and Ballast



Rear Wheel Weights – Properly ballast your tractor while providing superior traction for jobs on slippery terrain ... a plus when loading or blowing snow: 50- (22.7 kg) or 60-lb. (27.2 kg) weights.



Category 1 Ballast Box and Optional Extension – For properly ballasting during loader operation. The extension allows for additional capacity when greater weight is required.



Front Weight Bracket Extension – Hold even more weights than your standard Quik-Tatch kit with this extension.



Front Quik-Tatch Weights – Properly ballast your tractor to get the most efficiency out of your implements. Attach the pin and rod to hold weights.

Front and Back



Hood Guard

Protect your hood from tree limbs and brush. Because your hood stands between the harsh, off-road world and your engine.



iMatch Bushing Kits – Lets you use a ballast box or most other implements while still keeping your iMatch hitch on.



Front Fenders – Guard against unwanted dirt and mud on cab glass or operator station with sporty-looking front fenders.




Rear Fender Extension – Stay free of flying debris with rear extensions that protect you and your tractor.



Clevis & Ball Hitch – Combination clevis and ball mount hitch fits a 2-in. (5.1 cm) receiver. Package includes the combo hitch, bent pin and clip.

Hitch Ball – 2-in. (5.1 cm) hitch ball for use on the combination Clevis & Ball Mount Hitch.



Receiver Hitch and Bushing Kit – Turn your tractor into a towing machine. Heavy-duty hitch includes a 2-in. (5.1 cm) receiver to accept various ball mounts. It's compatible with a 3-point hitch or iMatch Quik-Hitch with bushing kit.



iMatch™ Hitch – Hitching implements up to your tractor can be a challenge. However, the iMatch Quick-Hitch provides easy hookup for most Category 1 implements*. Built with tubular, box-welded steel for longer life, the iMatch Quick-Hitch can handle the increased lift capacity of today's high-performance tractors.

Rear License Plate Kit – Mount a license and light to the back of your tractor for better visibility.



The John Deere Load-N-Go™ System

Stow your 60D AutoConnect™ Mid-mount mower deck safely, quickly and easily. And set it out again, no problem. (2025R only)



John Deere Quik-Knect™

Click in PTO driven implements (115 PTO HP or less) to the back of your tractor the easy way without scraping your knuckles or getting your fingers pinched.




Wheel Spacer Kit – The optional wheel spacers extend the rear tread setting by 2.4 in. (60 mm) on each side, further increasing stability, operator confidence and overall productivity. The maximum overall width of the tractor with optional wheel spacers is 59.8 in. (1.5 m).

Canopies and Covers



Canopies – Beat the sun and inclement weather. Canopy is installed to the ROPS, providing extra environmental protection for the operator. When purchasing the ShadePro™ Canopy, experience the difference with the optional ShadePro Fan.



Seat Covers – Enjoy that brand-new look and feel with a tailor-made, cushioned John Deere seat cover. Both tear-proof and water-and dirt-repellent.



Utility Tractor Cover – Provides heavy-duty protection for your tractor against sun damage, rain, dust, birds, and tree sap. Reinforced air vent lets air circulate and helps prevent ballooning in wind.

*Designed to meet the ASAE Category 1 Standard S278.6 for quick-attach hitches.



Add More Do More



Tool Storage – Tool storage solutions provide a simple way to carry the most commonly used landscaping tools and power equipment on the tractor.




3rd Function Loader Hydraulics – Provides hydraulic couplers at the front of the loader boom for operating implements such as the Frontier 4-n-1 bucket, grapples, and hydraulically adjusted blades.



Spark Arrester Screen for Muffler – Helps protect against sparking in various environments and for use where required by law.



Smart Connector – The smart connector enhances the user experience of the Equipment Mobile app by adding several features that help operators use and maintain equipment more efficiently.



Engine Coolant Heater Kit – Engine coolant heater helps provide engine starts during the cold months.



Transmission Oil Heater – Take the chill out of winter—and your tractor—with a transmission oil heater.

Hydraulic Accumulator Kit – For front three-point hitch use in applications where significant transporting is done at higher speeds. Accumulator system will absorb bounce associated with front implements when traveling on roadways. 2032R and 2038R only.

Lights



Forward Lighting Kit – Enjoy increased visibility up front when working in dark conditions. Two lights mount to brush guards located on the ROPS.



Rear Work Light Kit – Shed some light on rear implements and when working in low-light conditions.



LED Work Light Kit – LED work light kits are available for all open-station compact utility tractors. Offering extra visibility when working in dark conditions, you also get 360-degree rotation and longer life when compared to non-LED light options.



Lighting Brush Guard Kits (Two Guards) – Available for both the warning lights and additional lighting options.

Maintenance Parts



Filter Paks – Keep your tractor running at its peak. Contains almost every filter you need to maintain your tractor in one convenient package.



Automatic 1.5A Battery Charger and Maintainer – This fully automatic 6- and 12-volt 1.5-amp battery charger and maintainer provides quick engine starts for compact utility tractors that are stored during the off-season.



Hy-Gard Hydraulic/Transmission Oil™ – Provides the best performance and wear protection for John Deere hydraulic and transmission systems. Formulated with friction modifiers that provide smooth clutch engagement and high braking capacity with minimum chatter.



Plus-50 II Oil™ – Specifically designed for John Deere equipment, premium Plus-50 II engine oil will give you great protection.



14.4V Lithium-ion Grease Gun Kit – Develops up to 10,000 PSI with the high-torque, thermally protected motor and heavy-duty quick-prime powertrain head. Delivers up to 15 standard 14 oz. grease cartridges per charge.



John Deere Grease – Choose from a variety of high-quality John Deere grease products, including multi-purpose SD polyuria grease, multi-purpose extreme-duty synthetic grease, multi-purpose lithium grease, heavy-duty water-resistant grease, heavy-duty moly grease, and more.

Hydraulic Options



3rd SCV Hydraulics – Expand the functionality of your tractor. Whether you're trying to control your rear hydraulic implement or lift and lower mid mowers, this kit can make it happen.



Power Beyond Kit – This kit provides hydraulic power at the rear of the tractor for operating implements equipped with an open-center control valve, such as a backhoe or wood chipper.



Hydraulic Rear Couplers – Quickly and effortlessly move your hydraulic hook-ups with these couplers; routes dual-mid remotes to rear.



Dual Outlet Rear SCV Kit with Continuous Flow – The dual-rear SCV kit includes a continuous flow feature for operating hydraulic motors or implements that have a separate hydraulic control valve, such as a log splitter. (2032R, 2038R only).



HELP YOURSELF

Our full list of implements and attachments would rival the longest to-do list. Let **TipsNotebook.com** show you how to use them.

SPECIFICATIONS

	2025R	2032R	2038R
ENGINE			
Type Yanmar	Yanmar 3TNV80F-NCJT	Yanmar 3TNV88C-NJT2	Yanmar 3TNV88C-NJT
HP	23.9 hp (17.8 kW)	31.2 hp (23.3 kW)	36.7 hp (27.4 kW)
PTO HP	17.2 hp† (12.8 kW)	24.2 hp† (18 kW)	30.4 hp† (22.7 kW)
Rated speed, rpm	3,200	2,500	2,500
Engine displacement	77 cu. in. (1.267 L)	100.2 cu. in. (1.642 L)	95.8 cu. in. (1.568 L)
Battery power	12V, 500 CCA	12V, 500 CCA	12V, 500 CCA
Alternator	40 A	85 A	85 A
HYDRAULICS			
Steering	3.5 gpm (13.25 L/min)	4 gpm (15 L/min)	4 gpm (15 L/min)
Implement	3.5 gpm (13.25 L/min)	5.3 gpm (20.2 L/min)	5.3 gpm (20.2 L/min)
Total capacity	7 gpm (26.5 L/min)	9.3 gpm (35.2 L/min)	9.3 gpm (35.2 L/min)
Lift capacity (24 in. behind lift point)	915 lb. (415 kg)	1,356 lb. (615 kg)	1,356 lb. (615 kg)
TRANSMISSION			
Standard	Hydrostatic	Hydrostatic	Hydrostatic
Final drive	Spur Gear	Spur Gear	Spur Gear
Brakes	Wet Disc	Wet Disc	Wet Disc
Steering	Power	Power	Power
PTO			
PTO type	Independent	Independent	Independent
PTO options	Mid and Rear standard	Mid and Rear standard	Mid and Rear standard
REAR HITCH			
Type	Limited Category 1	Category 1	Category 1
Control type	Position	Position	Position
WEIGHT			
With all fluids	1,872 lb (849 kg)	2,879 lb (1,306 kg)	2,910 lb (1,320 kg)
LOADER			
Max Height Lift Capacity at Pivot**	803 lb. (364 kg)	1,120 lb. (509 kg)	1,120 lb. (509 kg)

† Manufacturer's estimate of power (ISO) per 97/68/EC.

** For a complete list of loader specifications see your dealer.

The Augusta Georgia Factory

All 2 Series Tractors are **designed, assembled, tested and distributed** out of our Augusta Georgia Factory. Learn more about how we run at JohnDeere.com/2Series or JohnDeere.ca/2Series.



6-YEAR / 2,000 HOUR LIMITED POWERTRAIN WARRANTY

We're backing these tractors with a reliable 6-Year Powertrain Warranty.¹ It's standard, comes at no cost, and covers both residential AND commercial use. It's just one more reason why—Nothing Runs Like a Deere.™

¹All Compact Utility Tractors purchased new from an authorized John Deere Dealer come standard with a 6 year/2000 hour (whichever comes first) Powertrain Warranty. See the Limited Warranty for New John Deere Turf & Utility Equipment at dealer for details.

POWERGARD™ PROTECTION PLANS*

Protect your 2 Series Tractor with a PowerGard Protection Plan. It provides parts and labor coverage up to five years beyond your manufacturer's warranty. And if you sell your machine before coverage term ends, the remaining coverage is fully transferable to the next owner—adding value to resale or trade-in.

Residential (U.S.)

Offers same coverage as factory warranty; \$0 deductible and no out of pocket costs on covered repairs; transportation for repairs covered by factory warranty or extended repair protection.

Agriculture Equipment (Canada)

Offers same bumper-to-bumper coverage as factory warranty (excludes some specific items); excludes high-wear/maintenance type of parts/components; subject to a low (or no) deductible.

* Certain limitations and exclusions may apply. For complete terms and conditions, please refer to www.johndeere.com/pppr or www.johndeere.ca/pppr.

John Deere Financing

In the world of loader work, digging trenches, clearing ground, leveling driveways, putting in fences, sweeping sidewalks and caring for livestock and crops, you can count on John Deere Financial. Just like John Deere Tractors, our roots run deep in some of the healthiest, high producing fields and farms in the world and we're proud of the long-standing relationships we have with small farmers and large farming operations alike.

The lay of the land of commercial landscapers, sports turf complexes, golf courses, municipalities and federal governments are no strangers to us either. Let's dig in. Put the strength and flexibility of John Deere Financing behind your purchase. We know the landscape you work in and we're committed to helping you get what you need. You can bank on it.

US: JohnDeere.com/2Series

CA: JohnDeere.ca/2Series





This literature has been compiled for worldwide circulation. While general information, pictures and descriptions are provided, some illustrations and text may include finance, credit, insurance, product options and accessories NOT AVAILABLE in all regions. PLEASE CONTACT YOUR LOCAL DEALER FOR DETAILS. John Deere reserves the right to change specification, design and price of the products described in this literature without notice. John Deere's green and yellow color scheme, the leaping deer symbol, and JOHN DEERE are trademarks of Deere & Company. Copyright 2021, Deere & Company.



JOHN DEERE